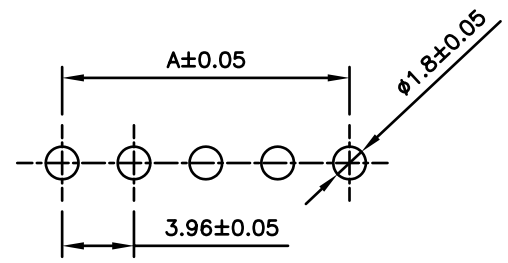
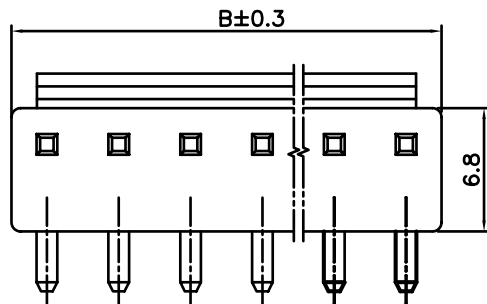
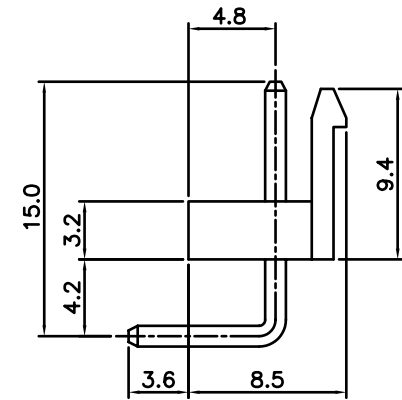
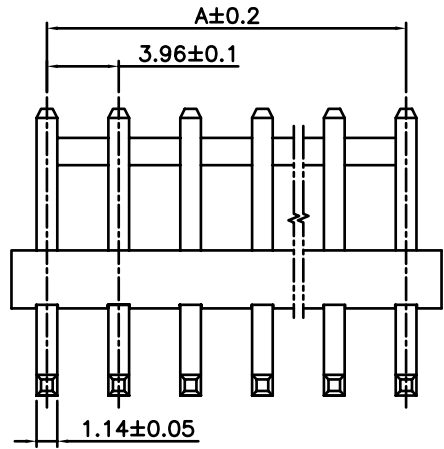


Poles	Dimension(mm)	
	A	B
2	3.96	7.86
3	7.92	11.82
4	11.88	15.78
5	15.84	19.74
6	19.80	23.70
7	23.76	27.66
8	27.72	31.62
9	31.68	35.58
10	35.64	39.54
11	39.60	43.50
12	43.56	47.46
13	47.52	51.42
14	51.48	55.38
15	55.44	59.34



Recommmand PCB Layout



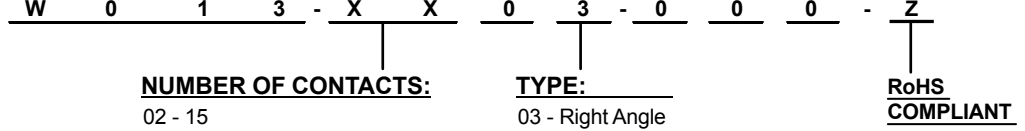
**ELECTRICAL:**

CURRENT RATING: 7A AC/DC  
 VOLTAGE RATING: 250V AC Max.  
 CONTACT RESISTANCE: 20 milliohm Max.  
 INSULATION RESISTANCE: 1000 Megaohm Min.  
 DIELECTRIC WITHSTANDING VOLTAGE:  
 1500V (rms) AC for 1 Minute  
 OPERATING TEMPERATURE: -25°C to +85°C

**MATERIAL:**

CONTACT: Brass, Tin Plated  
 BASE: Nylon 66 UL94V-0  
 QTY: 1000 pcs./Bag

**HOW TO ORDER:**



Rev	Issued	Drawn	Checked	Approved	Date
0	Issued	A.M.	S.M.	S.M.	11/18/02
A	Revised for RoHS Compliance	B.S.	S.M.	S.M.	08/04/08

**SMP TECHNOLOGY, INC.**

Header, 3.96mm Pitch, Right Angle w/Lock