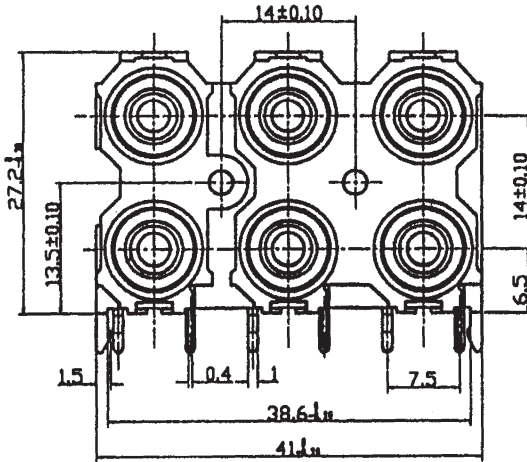
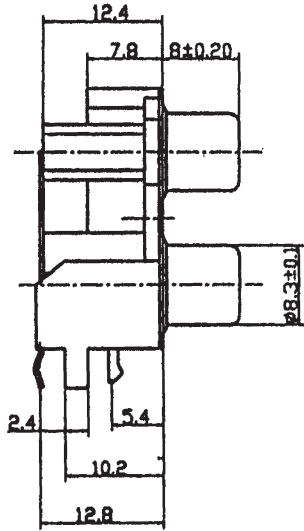
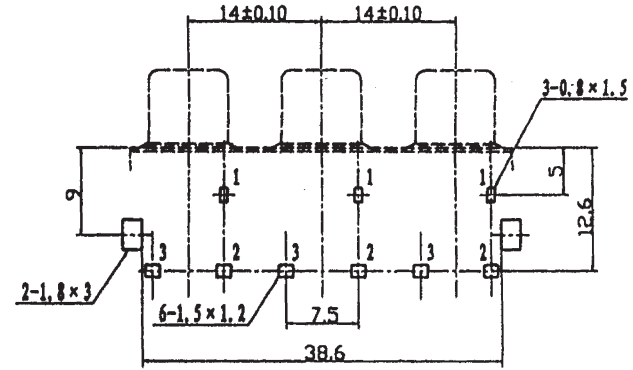
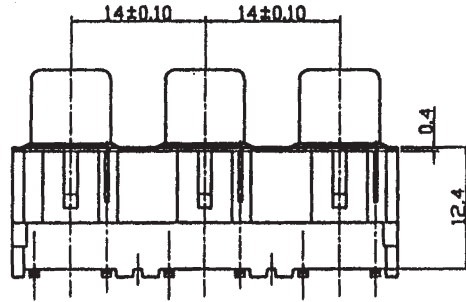
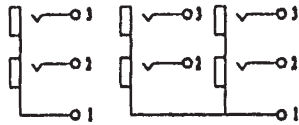
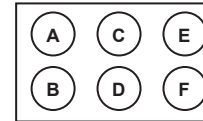


Circuit Diagram



INSULATOR COLOR CHART



option	pos A	pos B	pos C	pos D	pos E	pos F
0	White	Red	White	Red	White	Red
1	Red	Red	White	White	Yellow	Yellow
2	Red	Black	Red	Black	Red	Black
3	White	Yellow	White	Yellow	White	Yellow
4	Red	White	Red	White	Red	White
5	Red	Red	Green	Green	Blue	Blue

ELECTRICAL:

CURRENT RATING: 0.5A AC
 CURRENT RATING: 1A DC
 VOLTAGE RATING: 50V AC
 VOLTAGE RATING: 5V DC
 CONTACT RESISTANCE: < 20 Milliohm
 INSULATION RESISTANCE: > 1000 Megaohm at DC 500V
 DIELECTRIC WITHSTANDING VOLTAGE: 500V (rms) AC for 1 minute.
 TEMPERATURE RANGE: -25° C to +70° C

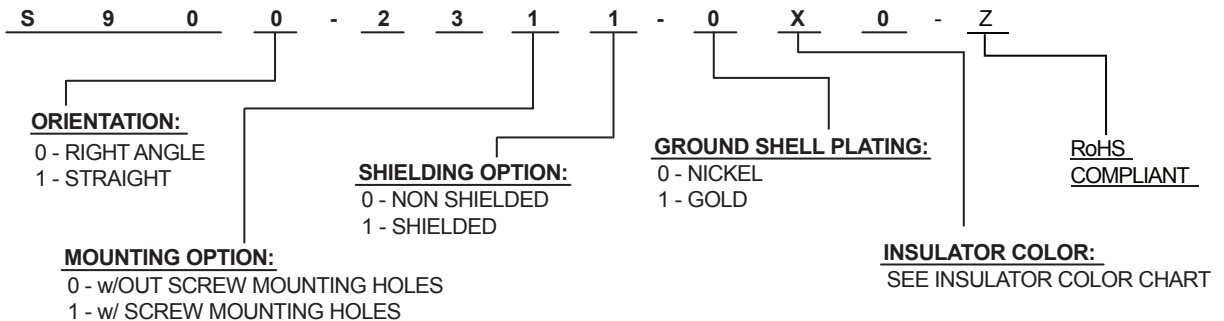
MATERIAL:

INSULATOR: ABS 94 HB
 CONTACT PLATING: Sn-Pb Plating
 SCREW TERMINAL: Ni Plating

MECHANICAL:

INSERTION FORCE: 0.3kgf~4kgf
 WITHDRAWAL FORCE: 0.3kgf~4kgf

HOW TO ORDER



Rev	Drawn	Checked	Approved	Date
0	A.M.	S.M.	S.M.	08/29/03
A	D.H.	S.M.	S.M.	02/27/04
B	B.S.	S.M.	S.M.	07/18/08

SMP TECHNOLOGY, INC.

RCA PIN JACK, 2x3, SHIELDED w/SCREW MOUNTING HOLE

TOL. DEC. .X +/- 0.35 .XX +/- 0.25 .XXX +/- 0.15 ANGLE +/- UNIT: mm

P/N: S900-2311-0X0-Z