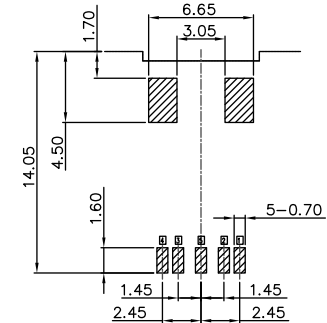
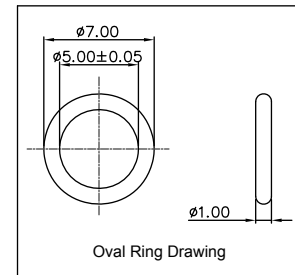
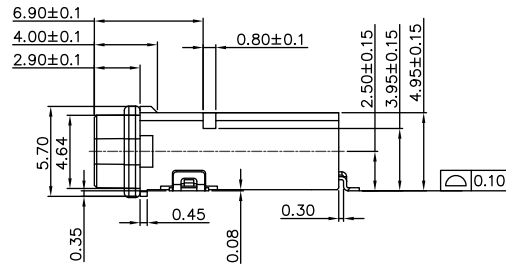


ISOMETRIC VIEW



RECOMMENDED PCB LAYOUT

ELECTRICAL:

VOLTAGE: 40 VAC (RMS) Max.
 CURRENT RATING: 0.5 Amp Max.
 CONTACT RESISTANCE: 30 milliohms Max.
 INSULATOR RESISTANCE: 100 Megohms Min. @ 500 VDC
 DIELECTRIC WITHSTANDING VOLTAGE: 500 VAC (RMS) for 1 Minute
 OPERATING TEMPERATURE: - 40° C to + 85° C

MATERIAL:

INSULATOR: Black LCP (UL94V-0)
 CONTACT: Copper Alloy
 TERMINAL: Stainless Steel
 PLATING: Au Plating in Contact Area; Au Plated on Solder Tails

HOW TO ORDER:

S 8 1 3 - 1 1 1 X - 6 3 0 1 - Z

TYPE NUMBER

11 - 15.5mm x 7.2mm x 5.7mm

PLATING:

- 0 - Tin
- 1 - Au Flash
- 2 - 15u" Au
- 3 - 30u" Au

BUSHING OPTION:

- 3 - Waterproof
- Non Threaded

PACKAGING:

- 1 - Tape & Reel

COVER TYPE:

- 6 - Waterproof

RoHS COMPLIANT

Rev	Drawn	Checked	Approved	Date
0	B.S.	S.M.	S.M.	07/13/17

SMP TECHNOLOGY, INC.

3.5mm Stereo Jack, Surface Mount, Waterproof,

15.5mm (L) x 7.2mm (W) x 5.7mm (H)

TOL. DEC. .X +/- 0.25 .XX +/- 0.15 .XXX +/- 0.05 ANGLE +/- UNIT: mm

P/N: S813-111x-6301-z

Pg: 1