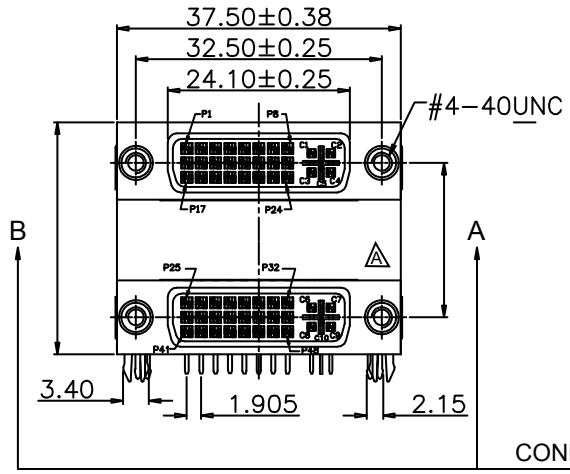

CONNECTOR SPACING

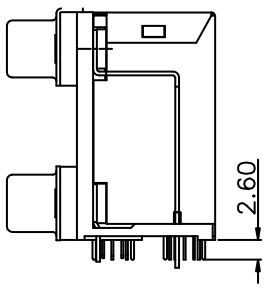

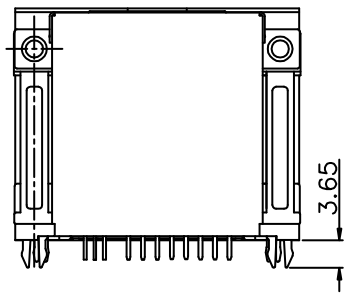

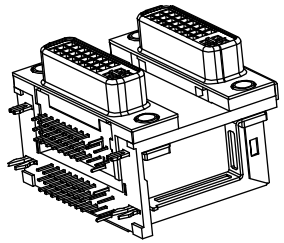

ISOMETRIC VIEW

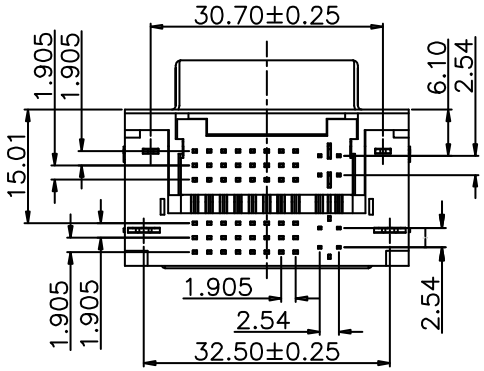

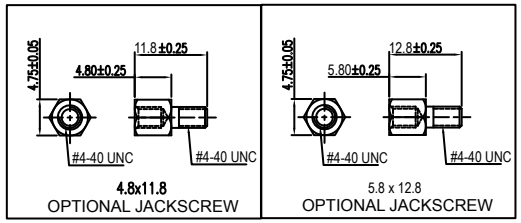

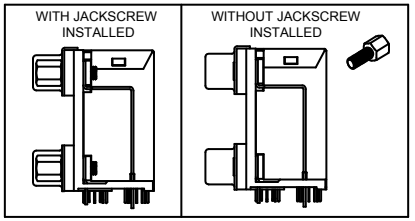

* JACKSCREWS ARE AVAILABLE
BULK PACKAGED - CONTACT SMP TECHNOLOGY

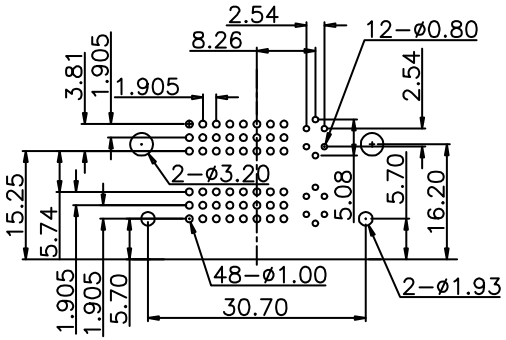

RECOMMENDED PCB LAYOUT

HOW TO ORDER:

I 2 4 - 1 2 9 - 1 2 9 - X X 1 X 0 - Z

TOP CONNECTOR
1 - Female

TOP CONNECTOR NUMBER OF PINS
29

BOTTOM CONNECTOR
1 - Female

 # OF PINS
29

CONNECTOR SPACING DIMENSIONS

Option	A	B
1	20.41	30.45
2	16.70	26.75

JACKSCREW OPTIONS
1 - None
2 - With Jack Screw Installed (4.8x11.8)
3 - With Jack Screw Installed (5.8x12.8)

MOUNTING OPTIONS
1 - Dual Boardlock 10.5 Spacing; Offset

PLATING
0 - Full Au Flash
4 - 10u" Au
5 - 15u" Au
7 - 30u" Au
8 - Full Tin

SELECTIVE PLATING:
1 - Au Flash Contact Area/tin Tail
9 - 15u" Au Contact Area/tin Tail
A - 30u" Au Contact Area/tin Tail

RoHS COMPLIANT

ELECTRICAL:
CURRENT RATING: 1.5A
CONTACT RESISTANCE: 30mohm MAX
INSULATOR RESISTANCE: > 1000Mohm
DIELECTRIC WITHSTANDING VOLTAGE: 500V AC
OPERATING TEMPERATURE: -20°C TO +85°C

MATERIAL:
CONTACT: COPPER ALLOY
INSULATOR: PBT & 30% GLASS FIBER (UL94V-0)

Rev		Drawn	Checked	Appproved	Date
0	Issued	B.S.	S.M.	S.M.	05/29/13
A	New Bracket	B.S.	S.M.	S.M.	11/04/15
B	Updated Connector Spacing Options	B.S.	S.M.	S.M.	11/07/19

SCALE: N/A

TOL. DEC. .X +/- 0.25 .XX +/- 0.20 .XXX +/-0.15 ANGLE +/- UNIT: mm

SMP TECHNOLOGY, INC.

DVI Connector; Dual Stacked, 29/29, Right Angle, With Variable Height

P/N: I24-129-129-XX1X0-Z