

RECOMMENDED PANEL CUTOUT

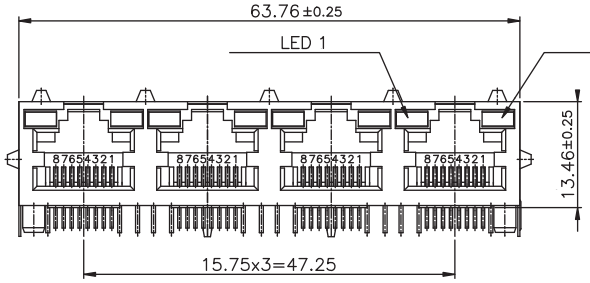

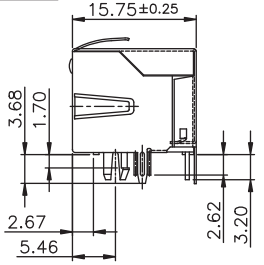

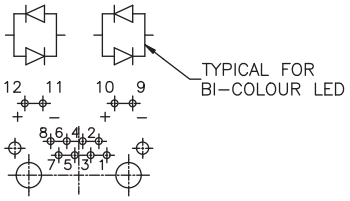

LED SCHEMATIC

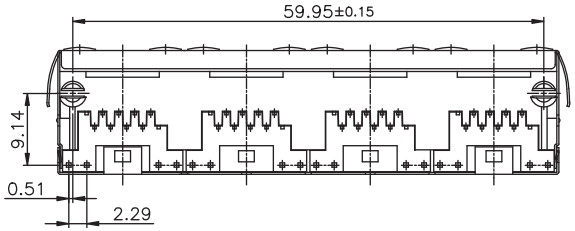

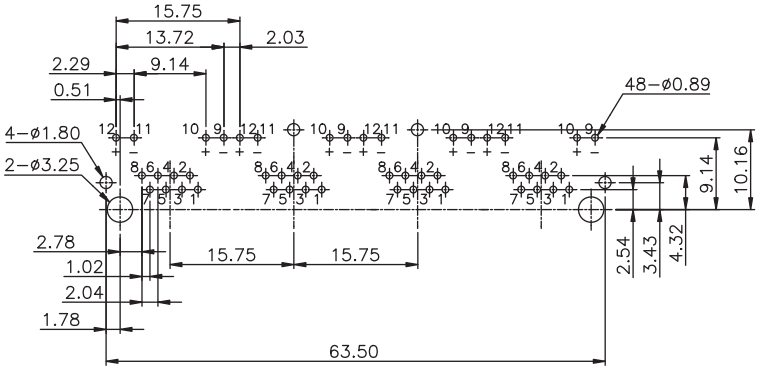

P.C.B LAYOUT/TOP VIEW

ELECTRICAL:
CURRENT RATING: 1.5A Min.
CONTACT RESISTANCE:
< 20 Milliohm Max.
INSULATION RESISTANCE:
> 500 Megaohm Min.
DIELECTRIC WITHSTANDING VOLTAGE:
1000V (rms) AC for 1 Minute
OPERATING TEMPERATURE: -25° C to +90° C

MATERIAL:
INSULATOR: Nylon 66 (UL 94V-0)
CONTACT: 0.35mm Thickness Phosphor Bronze
CONTACT PLATING: Gold Plating Over Nickel

MECHANICAL:
DURABILITY: 500 Mating Cycles Min.

LED
FOWARD DC CURRENT: 2mA
FOWARD VOLTAGE: 1.8 V Typical
REVERSE VOLTAGE: 5 V Min.
POWER DISSIPATION: Green=24 mW; Yellow=36 mW

HOW TO ORDER:

A 3 0 1 2 - 0 4 S - S T 9 - X 0 C5 - 5 5 - Z

NUMBER OF PORTS
04

SHIELD:
S - SHIELDED

TABS:
NO - NO TABS
ST - SPRING TABS

0 - NO FLANGE
1 - FLANGE

LED 1: Green
LED 2: Yellow

RoHS COMPLIANT

SPRING TAB LOCATION:
9 - SPRING TABS ON TOP (5), (1) ON EACH SIDE

PLATING OVERALL:
0 - FULL Au
1 - 15u" Au
2 - 30u" Au
3 - 50u" Au

SELECTIVE PLATING:
6 - Au CONTACT AREA/TIN TAIL
7 - 15u" Au CONTACT AREA/TIN TAIL
8 - 30u" Au CONTACT AREA/TIN TAIL
9 - 50u" Au CONTACT AREA/TIN TAIL

DIMENSION "D"
PCB GROUND TAB LOCATION:
C5 - BACK ;3.43 MM W/2 REAR TABS, W/O CENTER MTG POST

LED OPTION TABLE:

OPTION	FORWARD	REVERSE
G	GREEN	------
Y	YELLOW	------
R	RED	------
1	GREEN	ORANGE
2	YELLOW	ORANGE
3	GREEN	RED
4	YELLOW	RED
5	GREEN	YELLOW
6	YELLOW	GREEN
7	RED	GREEN
8	RED	YELLOW

Rev		Drawn	Checked	Approved	Date
0	Issued	B.S.	S.M.	S.M.	04/14/11

SMP TECHNOLOGY, INC.

RJ45 Jack , 4 Port, Shielded w/ LED

TOL. DEC. .XX +/- 0.25 .XXX +/- 0.10 .XXXX +/- 0.05 ANGLE + 3° UNIT: mm

P/N: A3012 - 04S - ST9- X0C5-55-Z